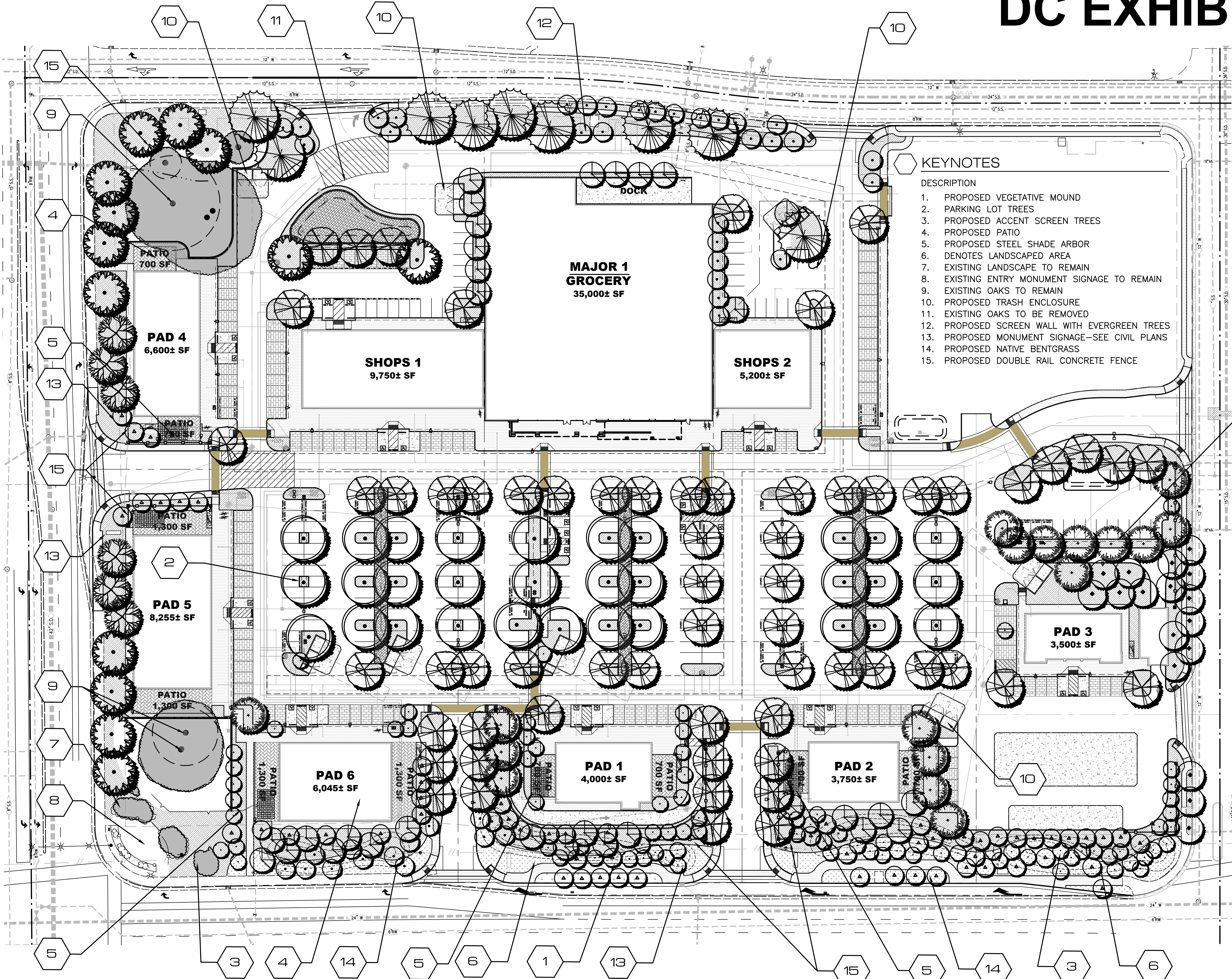


# DC EXHIBIT E

## PRELIMINARY TREE LIST AND LEGEND



SYMBOL	BOTANICAL NAME COMMON NAME	SIZE WHY SIZE	WATER USE	DESIGN USE
○	ACER RUBRUM ARMSTRONG ARMSTRONG COLUMNAR MAPLE	15 GAL 15'X40'	MOD	STREET TREE
○	CEDRUS DEODORA DEODAR CEDAR	15 GAL 35'X65'	LOW	SCREEN TREE
○	LAGERSTROEMIA INDICA 'ARAPAH0' GRAPE MYRTLE	15 GAL 15'X20'	LOW	ACCENT TREE
○	LAURUS NOBILIS GRECIAN LAUREL	15 GAL 20'X20'	MOD	SCREEN TREE
○	MAGNOLIA GRANDIFLORA LITTLE GEM LITTLE GEM MAGNOLIA	24" BOX 15'X20'	LOW	ACCENT TREE
○	NYSSA SYLVATICA SOUR GUM	24 BOX 25'X45'	LOW	STREET TREE
○	OLEA EUROPAEA 'MAJESTIC BEAUTY' FRUITLESS OLIVE	15 G/VARIES	LOW	ACCENT TREE
○	PISTACIA CHINENSIS CHINESE PISTACHE	24" BOX 40'X40'	MOD	SHADE TREE
○	TILIA CORDATA GREENSPIRE LITTLE LEAF LINDEN	15 GAL 30' X 40'	MOD	SCREEN TREE
○	QUERCUS WISLIZENII INTERIOR LIVE OAK	24" BOX NAT. 50'X60'	LOW	STREET TREE
○	ULMUS PARVIFOLIA 'TRUE GREEN' EVERGREEN ELM	24" BOX 30'X35'	MOD	SHADE TREE

NOTE: 33% OF TOTAL TREE QUANTITY SHALL BE 24" BOX.

SHRUBS: BACKGROUND/SCREEN

SYMBOL	BOTANICAL NAME COMMON NAME	SIZE	WATER USE
▨	BACKGROUND / SCREEN SHRUBS - EVERGREEN, LARGE SHRUBS TO 6'-0" USED FOR REDUCING BUILDING MASS OR SCREENING UNDESIRABLE VIEWS.		
○	ELAEAGNUS X EBBINGEI GILT EDGE GILT EDGE SILVERBERRY	5 G	LOW
○	ARCTOSTAPHYLOS HOWARD MCMINN HOWARD MCMINN MANZANITA	5 G	LOW
○	ROSMARINUS TUSCAN BLUE TUSCAN BLUE ROSEMARY	5 G	LOW
○	HYPERICUM X MOSERIANUM GOLD FLOWER	5 G	MOD
○	PODOCARPUS MACROPHYLLUS 'MAKI' SHRUBBY YEW PINE	5 G	MOD
○	PRUNUS C. BRIGHT N TIGHT CAROLINA CHERRY	15 G	MOD
○	RHAMNUS CALIFORNICA MOUND SAN BRUNO SAN BRUNO COFFEEBERRY	5 G	LOW
○	XYLOSMA C. 'COMPACTA' COMPACT XYLOSMA	15 G	LOW

SHRUBS: FACER/FILLER

SYMBOL	BOTANICAL NAME COMMON NAME	SIZE	WATER USE
▨	FACER/FILLER SHRUBS & GRASSES EVERGREEN OR DECIDUOUS SHRUBS TO 4'-0". USED FOR "TERRACING" OF PLANT MATERIAL. SEASONAL COLOR AND SOFTENING OF BUILDING EDGES AND FOUNDATION SHRUBS.		
○	AGAVE WEBERI WEBER'S AGAVE	5 G	LOW
○	CALLISTEMON V. 'LITTLE JOHN' DWARF BOTTLEBRUSH	5 G	LOW
○	DIETES BICOLOR FORTNIGHT LILY	5 G	LOW
○	LEPTOSPERMUM SCOPARIUM RUBY GLOW RUBY GLOW TEA TREE	5 G	LOW
○	EUONYMUS JAPONICA GREENSPIRE GREENSPIRE EUONYMUS	5 G	LOW
○	GREVILLEA CANBERRA HUMMINGBIRD BUSH	5 G	LOW
○	PINUS MUGO MUGO MUGO MUGO PINE	5 G	LOW
○	WESTRINGIA FRUTICOSA COAST ROSEMARY	5 G	LOW
○	RHAPHOLEPIS UMBELLATA SOUTHERN MOON YEDDO	5 G	LOW

SHRUBS AND GROUNDCOVERS

SYMBOL	BOTANICAL NAME COMMON NAME	SIZE	WATER USE
▨	PERENNIALS, GRASSES, AND GROUND COVER MATERIAL - SMALL SCALE DUE TO PROJECT TYPE, EVERGREEN OR PERENNIAL SHRUBS TO 24" HIGH, USED AS A FILLER BETWEEN SITE WORK EDGES AND FACER SHRUBS.		
○	ARCTOSTAPHYLOS U. URSI MANZANITA	1 G	LOW
○	BOUTELOUA GRACILIS 'BLONDE AMBITION' BLUE GRAMA GRASS	1 G	LOW
○	CISTUS 'SUNSET' MAGENTA ROCKROSE	1 G	LOW
○	COPROSMA KIRKII COPROSMA	1 G	LOW
○	HYPERICUM CALYCIUM AARONS BEARD	1 G	MOD
○	LANTANA MONTEVEDENSIS LANTANA	5 G	LOW
○	MUHLENBERGIA CAPILLARIS REGAL MIST PINK MUHLY	1 G	LOW
○	MYOPORUM PARVIFOLIUM CREEPING MYOPORUM	1 G	LOW
○	ROSA FLOWER CARPET (WHITE AND RED) FLOWER CARPET ROSE	1 G	MOD
○	TRACHELOSPERMUM JASMINODES STAR JASMINE	1 G	MOD
▨	NATIVE BENTGRASS "NO MOW" OR "MOW FREE" NATIVE FESCUE BLEND	SOD	MOD
▨	BIOREMEDIATION AREA AND OR WATER QUALITY BASIN		
○	JUNCUS EFFUSUS RUSH	1 G	MOD
○	CORNUS STOLONIFERA 'KELSEY' DWARF REDTIG DOGWOOD	1 G	MOD
○	LOMANDRA LONGIFOLIA BREEZE DWARF MAT RUSH	1 G	LOW

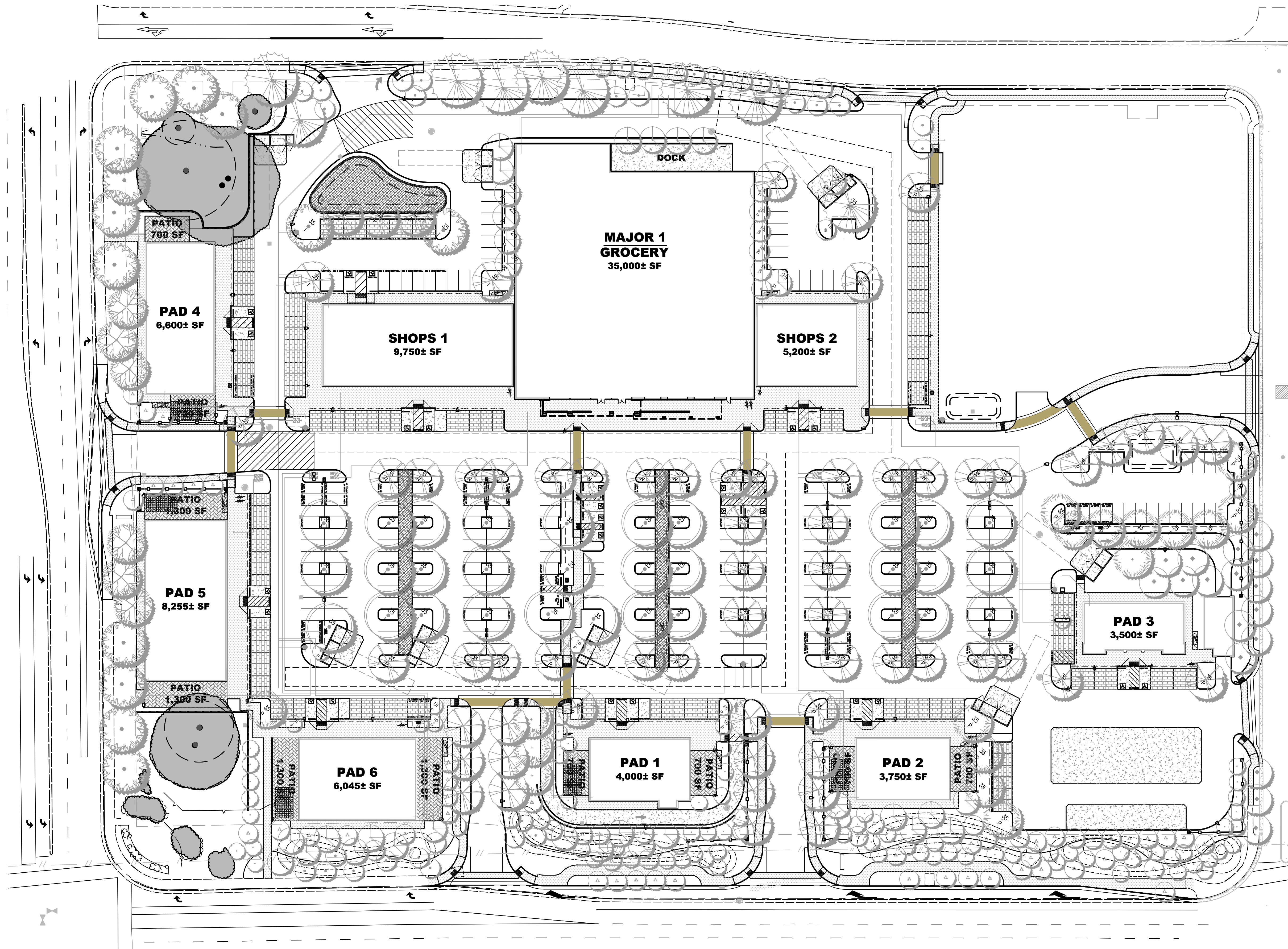
## THE PLAZA AT BLUE OAKS PRELIMINARY LANDSCAPE PLAN

Roseville, CA

SCALE: 1" = 40'

SHEET  
**PL1**  
FUHRMAN LEAMY  
LAND GROUP  
DESIGN · SERVICE · SOLUTIONS  
2140 PROFESSIONAL DRIVE, SUITE 115 ROSEVILLE, CA 95661  
DATE: 03/16/2020  
PROJECT: TSD.16079

# DC EXHIBIT E



## SHADE STUDY CALCULATIONS

PROJECT: THE PLAZA AT BLUE OAKS 12.4.2019

OVERALL SITE	QTY.	SQ. FT. AREA
STANDARD STALLS	352	95,040
COMPACT STALLS	34	8,568
HANDICAP STALLS	25	6,300
TOTAL PAVED PARKING AREA:		109,908
TOTAL SHADE REQUIRED:	50%	54,954
TOTAL SHADE PROVIDED:		64,731
TOTAL SHADE PERCENTAGE		58.9%



SYMBOL	PATTERN	QTY.	UNIT	IN S.F.	TOTAL S.F.
<b>30 TO 35' TREES</b>					
Ulmus p., Quercus w., Cedrus d.	35-I	41	X	961	39,401
	35-P	37	X	481	17,797
	35-N	19	X	240	4,560
<b>25' TO 30' TREES</b>					
Nyssa s.	30-I	0	X	707	0
	30-P	0	X	354	0
	30-N	0	X	177	0
<b>20' TO 25' TREES</b>					
Laurus n.	25-I	0	X	491	0
	25-P	6	X	246	1,476
	25-N	0	X	123	0
<b>15' TO 20' TREES</b>					
	20-I	0	X	314	0
	20-P	0	X	157	0
	20-N	0	X	79	0
<b>10' TO 15' TREES</b>					
Acre r., Olea e., Magnolia g. Little Gem, Lagerstroemia i.	15-I	1	X	177	177
	15-P	15	X	88	1,320
	15-N	0	X	44	0
<b>TOTAL</b>					<b>64,731</b>

THE PLAZA AT BLUE OAKS  
Roseville, CA

PRELIMINARY LANDSCAPE PLAN

SCALE:

1" = 40'



SHEET

PL2

FUHRMAN LEAMY  
LAND GROUP  
DESIGN · SERVICE · SOLUTIONS  
2140 PROFESSIONAL DRIVE, SUITE 115 ROSEVILLE, CA 95661

DATE: 03/16/2020  
PROJECT: TSD.16079